


AWWA C515-09 Resilient Seat GATE VALVES

Model 2010-Series A Non Rising Stem 2"~12"



Available:
MJ x Flange
Flange x Flange
MJ x MJ

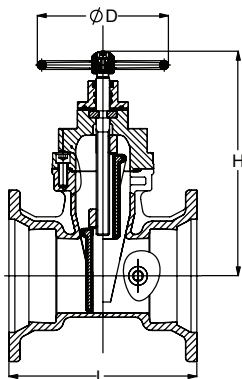
Description:

1. Conforms to AWWA C515-09, MSS-SP-70
2. MJ dimensions conform to AWWA C153.
3. Flange drilling to ANSI 125/150.
4. Face to face dimension in accordance with ANSI B16.10.
5. Fusion Bond Epoxy Coated Interior and Exterior to AWWA C550 Standard.
6. NSF-61/372 Certified
7. 2" Square Operating Nut provided. Color coded black. (open right valves provided with RED operating nuts).
8. Compatible with all industry standard Vertical Indicator Posts (NFPA 24).
9. Working Pressure:
UL/FM rated working pressure: 2-1/2"~12" - 300 psi
10. Temperature: -23°C (-10°F) to 110°C (230°F)

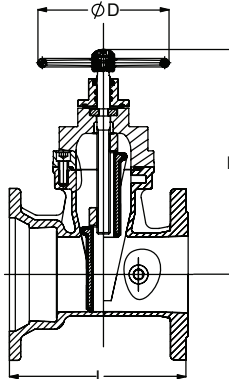
MATERIAL LIST

DESCRIPTION	MATERIAL
Body	Ductile Iron ASTM A536 65-45-12
Wedge	EPDM Encapsulated DI
Stem	AISI SS 304, Optional - SS 316
Bonnet	Ductile Iron ASTM A536 65-45-12
Thrust Collar	Bronze ASTM C51100
Gland	Ductile Iron ASTM A536 65-45-12
Disc Nut	Bronze ASTM B62
Seat Ring	EPDM
O-ring	EPDM
Dust Proof Cover	EPDM
Hex Socket Cap Screw	Zinc Plated Carbon Steel
Handwheel	Ductile Iron ASTM A536 65-45-12
Washer	Galvanized Carbon Steel
Hex Socket Cap Screw	Zinc Plated Carbon Steel
Plug	AISI SS 304
Gasket	EPDM
Hex Socket Cap Screw	Zinc Plated Carbon Steel
Dust Cap	ABS

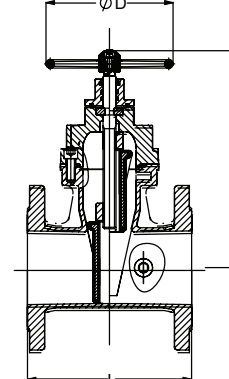
Design and materials are subject to change without notice.



MJ x MJ



Flange x MJ



Flange x Flange

DIMENSIONAL DATA

Dimensions in inches

Size	Part No. (MJ x MJ)	H	L	Part No. (Flange x MJ)	L	H	Part No. (Flange x Flange)	L	H	Turns to Open	D Handwheel Ø
2"	-	-	-	-	-	-	2010FF-120-A	7.0	11	6.5	7
2-1/2"	-	-	-	-	-	-	2010FF-125-A	7.5	11	8.5	7
3"	2010MM-130-A	11.8	9.5	2010FM-130-A	8.74	11.8	2010FF-130-A	8.0	12	10.5	10
4"	2010MM-140-A	13.8	10	2010FM-140-A	9.50	13.8	2010FF-140-A	9.0	13	14	10
5"	-	-	-	-	-	-	2010FF-150-A	10.0	16	16	12
6"	2010MM-160-A	17.9	11.5	2010FM-160-A	11.00	17.9	2010FF-160-A	10.5	17	20	12
8"	2010MM-180-A	21.5	12.5	2010FM-180-A	12.00	21.5	2010FF-180-A	11.5	21	25.5	14
10"	2010MM-200-A	25.4	14.75	2010FM-200-A	13.88	25.4	2010FF-200-A	13.0	25	31.8	17.5
12"	2010MM-220-A	28.8	14.88	2010FM-220-A	14.44	28.8	2010FF-220-A	14.0	28	38	17.5




WARNING: This product can expose you to chemicals including lead, which is known to the State of California to cause cancer and birth defects or other reproductive harm. For more information go to www.P65Warnings.ca.gov.



United Water Products
5355 Ramona Blvd., Jacksonville, FL 32205
TEL. 877-766-4459 FAX: 877-766-4458
Website: www.unitedwaterproducts.com

AWWA C515-09
Resilient Seat
GATE VALVES

Model 2010FF-Series A
Non Rising Stem
14"~24"



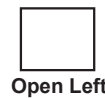
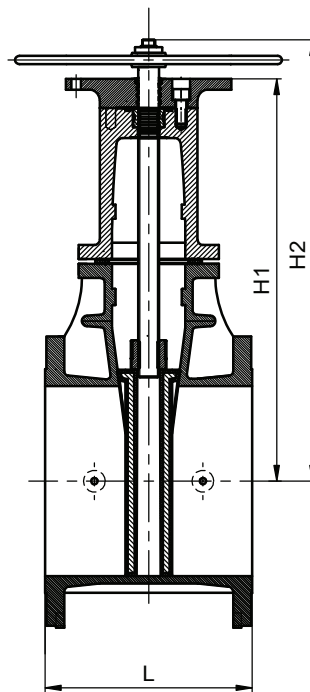
MATERIAL LIST

DESCRIPTION	MATERIAL
Body	Ductile Iron ASTM A536 65-45-12
Wedge	EPDM Encapsulated DI
Stem	AISI SS 304, Optional - SS 316
Bonnet	Ductile Iron ASTM A536 65-45-12
Thrust Collar	Bronze ASTM C51100
Gland	Ductile Iron ASTM A536 65-45-12
Disc Nut	Bronze ASTM B62
Seat Ring	EPDM
O-ring	EPDM
Dust Proof Cover	EPDM
Hex Socket Cap Screw	Zinc Plated Carbon Steel
Handwheel	Ductile Iron ASTM A536 65-45-12
Washer	Galvanized Carbon Steel
Hex Socket Cap Screw	Zinc Plated Carbon Steel
Plug	AISI SS 304
Gasket	EPDM
Hex Socket Cap Screw	Zinc Plated Carbon Steel
Dust Cap	ABS

Design and materials are subject to change without notice.

Description:

1. Conforms to AWWA C515-09, MSS-SP-70
2. Flange drilling to ANSI 125/150.
3. Face to face dimension in accordance with ANSI B16.10.
4. Fusion Bond Epoxy Coated Interior and Exterior to AWWA C550 Standard.
5. NSF-61/372 Certified
6. 2" Square Operating Nut provided. Color coded black. (open right valves provided with RED operating nuts).
7. Compatible with all industry standard Vertical Indicator Posts (NFPA 24).
8. Working Pressure:
UL/FM rated working pressure: 14"~18" - 250 psi
20"~24" - 200 psi
9. Temperature: -23°C (-10°F) to 110°C (230°F)



Open Left



Open Right

DIMENSIONAL DATA

Size	Part No. (Flange x Flange)	L	H1	H2	Turns to Open	D Handwheel Ø
14"	2010FF-240-A	15.0	30	33	45	20
16"	2010FF-260-A	16.0	32	36	51	22
18"	2010FF-280-A	17.0	37	40	57.5	24
20"	2010FF-300-A	18.0	40	44	42	24
24"	2010FF-340-A	20.0	46	50	50.8	30

Dimensions in inches



WARNING: This product can expose you to chemicals including lead, which is known to the State of California to cause cancer and birth defects or other reproductive harm. For more information go to www.P65Warnings.ca.gov.



United Water Products
5355 Ramona Blvd., Jacksonville, FL 32205
TEL. 877-766-4459 FAX: 877-766-4458
Website: www.unitedwaterproducts.com